

SDP-08

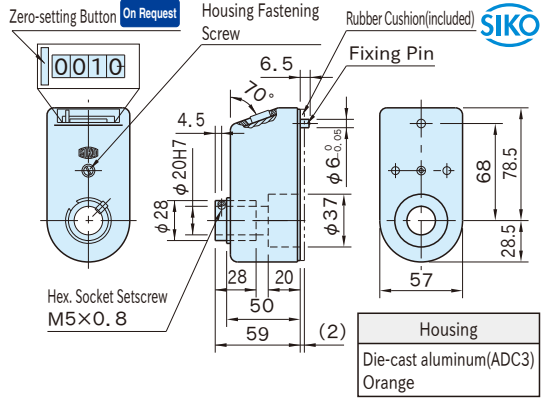
DIGITAL POSITION INDICATORS



SDP-08H
(Style H)



SDP-08V
(Style V)
On Request



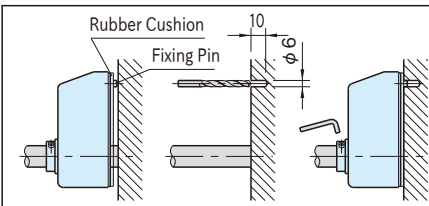
Features

- Reversible rotative direction
- Long distance between the shaft-hole and fixing-pin centers.
- Using a shaft sleeve allows accepting a shaft of 12mm, 14mm, 15mm or 16mm diameter.
- Displayed figure height : 4.5mm

Furnished With

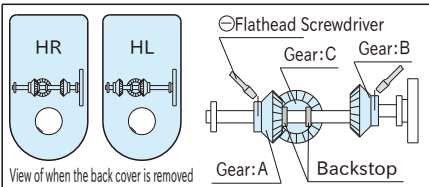
Rubber Cushion

How To Use



- 1 Stick the rubber cushion to the back of the indicator.
- 2 Slide the indicator onto the shaft to the mounting wall to mark a point for a fixing-pin hole with the fixing pin.
- 3 Drill a fixing-pin hole at the marked position.
- 4 Slide the indicator onto the shaft to the mounting wall again and then tighten the setscrew.

How to Reverse Rotative Direction



- Remove the back cover.
- Unfasten Gears A and B using a flathead screwdriver, and then get Gear A disengaged from Gear C.
- Move Gear B to the backstop to get it engaged with Gear C

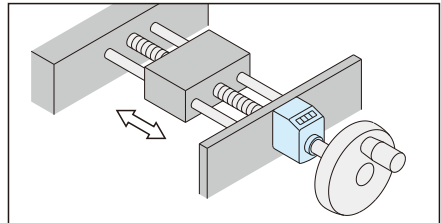
Notes

- Ensure that the start-up revolution speed is 1/3 or less of the allowable revolution speed.
- Do not give rapid acceleration or sudden stop.
- These position indicators can not be used in applications where the shaft moves in the axial direction.

Technical Information

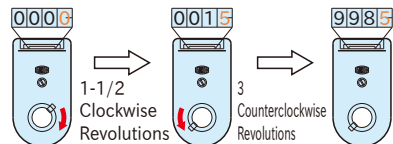
Working temperature : Up to 80°C

Application Example

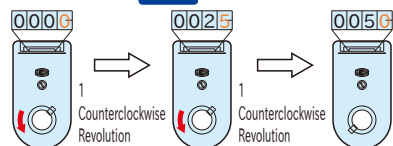


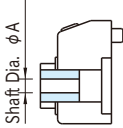
Display Example

SDP-08HR-1.0



SDP-08HL-2.5 **On Request**



Type	Spindle Thread Pitch	Value Displayed After 1st Revolution		Allowable Revolution Speed (min ⁻¹)		Weight (g)	Shaft Sleeve
		Indication	Display	Without Zero Setting Button	With Zero Setting Button		
SDP-08	1	1.00	00100 *)	150	50	700	
	1	1.0	0010	300	300		
	2	2.0	0020		200		
	2.5	2.5	0025		150		
	3	3.0	0030		100		
	4	4.0	0040	250	50		
	5	5.0	0050				
	6	6.0	0060	150	300		
	10	10.0	0100				
	10	10	00010	-	-		
Other Leads of Screw Available on Request				-			

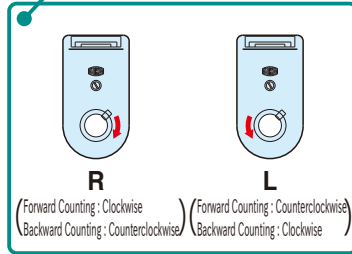
Part Number	A
STS-12	12
STS-14	14
STS-15	15
STS-16	16

*) 5-digits display with the end digit uncolored and a comma given at the decimal point

Ordering Example

SDP-08 **H** **R** - **1.0** **-Z**

Style Rotative Direction Value Displayed After 1st Revolution Zero Setting Button



Standard Items and Available -on- request Items

	Style	Clockwise Rotation	CCW Rotation
Standard	H	SDP-08HR- 1.0	SDP-08HL- 1.0
		SDP-08HR- 2.0	SDP-08HL- 2.0
		SDP-08HR- 4.0	SDP-08HL- 4.0
		SDP-08HR- 5.0	SDP-08HL- 5.0
		SDP-08HR- 6.0	SDP-08HL- 6.0
		SDP-08HR-10.0	SDP-08HL-10.0
Available on request	H	SDP-08HR- 1.00	SDP-08HL- 1.00
		SDP-08HR- 2.5	SDP-08HL- 2.5
		SDP-08HR- 3.0	SDP-08HL- 3.0
		SDP-08HR-10	SDP-08HL-10
	V	SDP-08VR- 1.00	SDP-08VL- 1.00
		SDP-08VR- 1.0	SDP-08VL- 1.0
		SDP-08VR- 2.0	SDP-08VL- 2.0
		SDP-08VR- 2.5	SDP-08VL- 2.5
		SDP-08VR- 3.0	SDP-08VL- 3.0
		SDP-08VR- 4.0	SDP-08VL- 4.0
		SDP-08VR- 5.0	SDP-08VL- 5.0
		SDP-08VR- 6.0	SDP-08VL- 6.0
		SDP-08VR-10.0	SDP-08VL-10.0
		SDP-08VR-10	SDP-08VL-10